

Dynamic Portfolio Management Service - Monthly Update

Key Facts

As at 31st May 2024

Model Launch dates:

1st September 2012 - 1st April 2017

Minimum investments

- If investing directly with Whitechurch:
 - » Lump sum £3,000 (incl transfers)
 - » Regular savings £100 per month
- Different minimum amounts may apply if investing through a platform

Whitechurch Initial Fee

- 0% of amount invested

Whitechurch Annual Management Fee*

- If investing directly with Whitechurch the fee is 0.10% per annum of the portfolio value (+VAT)
- If investing through a platform the fee is 0.20% per annum of the portfolio value (+VAT)

Custodian Fee*

- If investing directly with Whitechurch the custodian fee is 0.40% per annum of the portfolio value (charged monthly). This is capped at £1,000
- If investing through a platform there will be no Whitechurch custodian fee, however, a platform fee may apply

Advisory Fees*

To be agreed with Financial Adviser

Income

Income generated can be withdrawn or reinvested back into the portfolio.

* Please refer to the direct or platform service brochure for full details of charges.

Please note underlying fund charges are in addition to the charges listed above.

Whitechurch Dynamic Portfolios


The Whitechurch Dynamic portfolios are low fee portfolios which focus on index tracking funds to minimise costs with up to 20% invested in active funds. Asset allocation is dynamically managed.

Investment starts from £3,000 and the portfolios are available directly through Whitechurch or through a range of platforms.

The portfolio range offers risk profiles 3 through to 7 and they are independently risk rated by Dynamic Planner.

Strategy	Whitechurch Risk Rating	Key Objectives
Whitechurch Dynamic Defensive Strategy	3	Aims to generate a medium-term positive return whilst minimising risk through a balance of cash, equity, fixed interest, and other lower risk strategies. The portfolio can invest up to 20% in equities.
Whitechurch Dynamic Cautious Strategy	4	Aims to generate a medium-term positive return whilst adopting a cautious risk profile through a blend of cash, equity, fixed interest, and other lower risk strategies. The portfolio can invest up to 35% in equities.
Whitechurch Dynamic Balanced Strategy	5	Aims to provide an attractive total-return through income generation and long-term capital growth through a blend of predominantly equities and fixed interest. The portfolio can invest up to 60% in equities.
Whitechurch Dynamic Steady Growth Strategy	6	Aims to provide an attractive total-return through income generation and long-term capital growth through a blend of predominantly equities and fixed interest. The portfolio can invest up to 80% in equities.
Whitechurch Dynamic Growth Strategy	7	Aims to provide long term capital growth through investment predominantly in equities.

Award Winning Services



Performance to 31st May 2024

Start	30/04/2024	29/02/2024	30/11/2023	31/05/2023	31/05/2021	31/05/2019	31/05/2021
End	31/05/2024	31/05/2024	31/05/2024	31/05/2024	31/05/2024	31/05/2024	31/05/2024
Performance Comparison Table	1M	3M	6M	12M	3 Years	5 Years	Volatility (3 Years)
PMS Dynamic Defensive	0.6%	1.4%	2.9%	3.0%	-2.9%	5.5%	5.4%
BoE Base Rate + 2%	0.6%	1.8%	3.6%	7.3%	15.2%	20.7%	0.6%
PMS Dynamic Cautious	0.9%	2.3%	5.4%	6.2%	2.6%	14.7%	6.2%
ARC £ Cautious PCI	1.0%	1.5%	4.0%	5.1%	0.0%	9.9%	4.6%
PMS Dynamic Balanced	1.2%	3.0%	8.1%	9.3%	8.2%	26.7%	8.3%
ARC £ Balanced Asset PCI	1.5%	2.6%	6.8%	8.6%	3.9%	17.8%	6.6%
PMS Dynamic Steady Growth	1.0%	3.7%	9.6%	11.6%	12.1%	38.1%	9.4%
ARC £ Steady Growth PCI	1.9%	3.1%	8.7%	10.6%	6.7%	24.2%	8.0%
PMS Dynamic Growth	1.1%	3.9%	10.6%	12.5%	14.1%	39.9%	10.5%
ARC £ Equity Risk PCI	2.2%	3.6%	10.3%	12.4%	8.1%	30.6%	9.3%

Performance figures are calculated to 31/05/2024 net of fees in sterling. Unit Trust prices are calculated on a bid-to-bid basis. OEICs, Investment Trust and Share prices are calculated on a mid to mid basis, with net income reinvested. The value of investments and any income will fluctuate and investors may not get back the full amount invested. Currency exchange rates may affect the value of investment. ARC benchmark figures are based on estimates and are subject to revision. Bank of England benchmark figures are based on the Base Rate +2%. Source: Whitechurch Securities Ltd, FE Analytics.

Whitechurch
Securities Ltd
WEALTH MANAGERS

Tel: 0117 452 1207
E-mail: info@whitechurch.co.uk
Website: www.whitechurch.co.uk

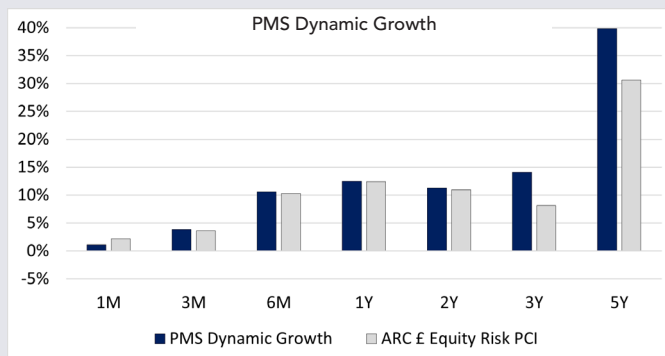
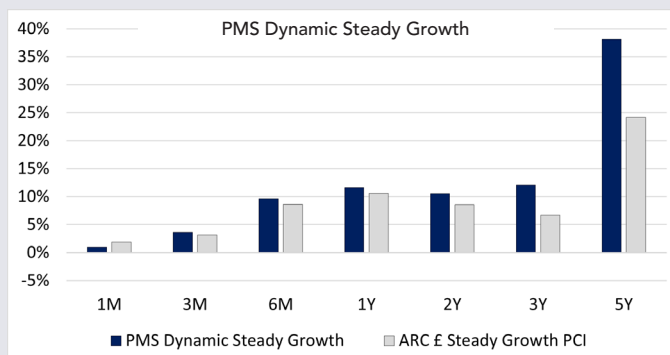
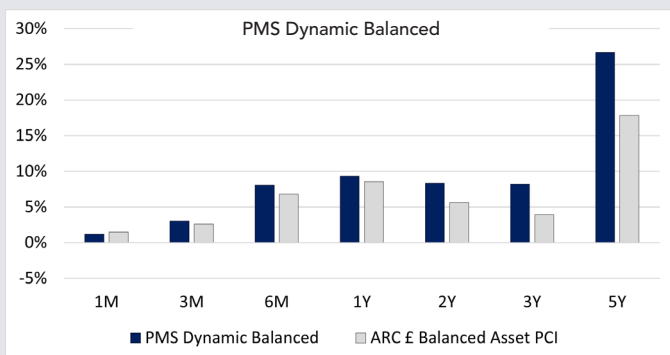
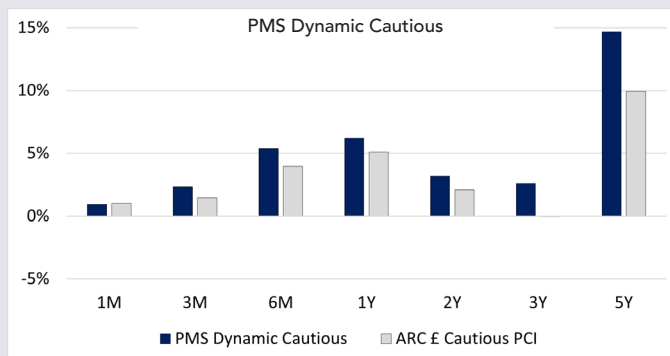
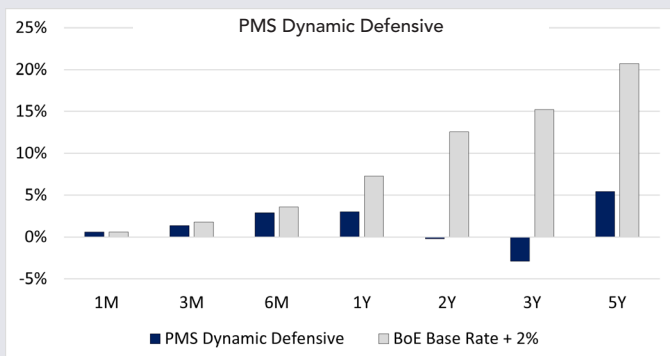
Whitechurch Securities Ltd, The Old Chapel, 14 Fairview Drive, Redland, Bristol, BS6 6PH. Whitechurch Securities Ltd is authorised and regulated by the Financial Conduct Authority.

Important notes: FOR UK FINANCIAL ADVISERS ONLY. NOT TO BE RELIED UPON BY ANY OTHER PERSON.

This publication is issued and approved by Whitechurch Securities Limited which is authorised and regulated by the Financial Conduct Authority (FCA). The views and opinions expressed are those of the Whitechurch Securities Investment Managers based upon information we consider correct and reliable. It may be subject to change without notice and we do not accept any responsibility for errors or omissions. Information is intended to be of a general nature, will not be suitable for everyone and should not be treated as a specific recommendation. Investment returns cannot be guaranteed, past performance is not a guide to future performance and investors may not get back the full amount invested. Stockmarkets are not a suitable place for short term investments. Levels, bases of, and reliefs from taxation are subject to change and values depend on circumstances of the investor.

Our Environmental, Social, and Governance (ESG) Credentials:

Whitechurch Securities Limited are fully committed to the FCA's Anti-Greenwashing Rules and have a robust process to ensure all our ethical investment strategies are managed to strict mandates. However, as we rely on third party fund managers for the underlying investment decisions, we cannot guarantee that our own ESG criteria are being met 100% of the time, despite our best efforts to do so. Our ESG fund screening, selection, review and ongoing monitoring process is available on our website or upon request.



Performance figures are calculated to 31/05/2024 net of fees in sterling. Unit Trust prices are calculated on a bid-to-bid basis OEICs, Investment Trust and Share prices are calculated on a mid to mid basis, with net income reinvested. The value of investments and any income will fluctuate and investors may not get back the full amount invested. Currency exchange rates may affect the value of investment. ARC benchmark figures are based on estimates and are subject to revision. Bank of England benchmark figures are based on the Base Rate +2%. Source: Whitechurch Securities Ltd, FE Analytics.

IMPORTANT NOTES: FOR UK FINANCIAL ADVISERS ONLY. NOT TO BE RELIED UPON BY ANY OTHER PERSON.

This publication is issued and approved by Whitechurch Securities Limited which is authorised and regulated by the Financial Conduct Authority (FCA). The views and opinions expressed are those of the Whitechurch Securities Investment Managers based upon information we consider correct and reliable. It may be subject to change without notice and we do not accept any responsibility for errors or omissions. Information is intended to be of a general nature, will not be suitable for everyone and should not be treated as a specific recommendation. Investment returns cannot be guaranteed, past performance is not a guide to future performance and investors may not get back the full amount invested. Stockmarkets are not a suitable place for short term investments. Levels, bases of, and reliefs from taxation are subject to change and values depend on circumstances of the investor.

Our Environmental, Social, and Governance (ESG) Credentials:

Whitechurch Securities Limited are fully committed to the FCA's Anti-Greenwashing Rules and have a robust process to ensure all our ethical investment strategies are managed to strict mandates. However, as we rely on third party fund managers for the underlying investment decisions, we cannot guarantee that our own ESG criteria are being met 100% of the time, despite our best efforts to do so. Our ESG fund screening, selection, review and ongoing monitoring process is available on our website or upon request.